

Finnlife® Log cabins

Parts lists and plans

Model: 134563



A.0. Introduction

The information and instructions in this document are specific to the 134563 Log Cabin. Please read them in conjunction with your General Instruction Manual.

The instructions in your general manual cover a wide range of Finnlife® log cabins. Not all of those instructions relate to your log cabin. For a complete sequence of instruction references for the 134563 Log Cabin (numeric from 1.0 to 28.0 in the General Instruction Manual – and alphabetic from A.0 to E.0 in this Building Plans and Parts List), refer to section C.0.

→NB: ONLY INSTRUCTION REFERENCES LISTED IN THE SEQUENCE IN SECTION C.0 APPLY TO YOUR LOG CABIN. IGNORE ALL OTHER INSTRUCTIONS.

C.0. Complete sequence of building instructions

To build your 134563 Log Cabin you should follow the instructions in the order listed below. It may be helpful to run through the General Instruction Manual with a highlighter pen to mark the instructions that apply to your cabin.

Familiarisation	1.0 to 4.0; A.0 to C.0; 25.0 to 28.0; D.0; E.0
Preparation	5.0 to 7.2
Assembling double door frames	8.0 to 8.6
Starting out	E.0; 9.0 to 9.6; 10.0 to 10.7
Building up the walls	E.0; 11.0 to 13.4
Finishing the walls and roof beams	E.0; 14.0 to 14.4
Roof and shingles	E.0; 15.0 to 19.4
Interior finishes	E.0; 20.0 to 22.2
Terrace	23.0 to 23.18

B.0. Contents

Parts list	D.0.	3
Building plans	E.0.	11


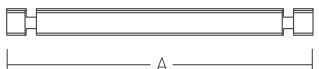
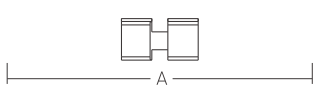

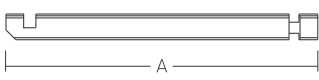

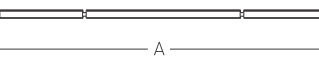

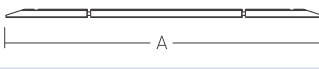

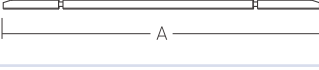

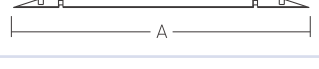
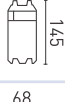






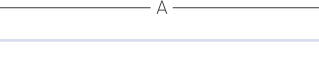


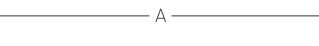


This icon refers to model variations and model specific information. It appears throughout the general instruction manual. When it appears you may need to then refer to this manual.



Before you commence with construction of your new log cabin please ensure you have a complete set of components. Using the checklist provided overleaf tick off each part as you remove it from the transit packaging.

D.O. Parts list

134563		34mm - 5.590mm x 6.280mm			<input checked="" type="checkbox"/>		
list of parts		A	B	C	part ref.	quantity	checklist
		1672			505	16	<input type="checkbox"/>
		268			506	15	<input type="checkbox"/>
		1758			507	1	<input type="checkbox"/>
		5880			16 61 508	3	<input type="checkbox"/>
		5556			17 62 509	3	<input type="checkbox"/>
		4419			19 64 511	3	<input type="checkbox"/>
		4132			21 66 513	3	<input type="checkbox"/>
		3297			22 67 514	3	<input type="checkbox"/>
		2322			23 69 516	3	<input type="checkbox"/>
		1052			71 26 518	3	<input type="checkbox"/>
		5590			1 29 500	3	<input type="checkbox"/>
		3908			31 502	22	<input type="checkbox"/>
		5590			503	1	<input type="checkbox"/>

Continued...



list of parts		A	B	C	part ref.	quantity	checklist
		5590			2 35 43 504	26	<input type="checkbox"/>
		5590			521	1	<input type="checkbox"/>
		5880			51	3	<input type="checkbox"/>
		4640			52	2	<input type="checkbox"/>
		419			5 53	4	<input type="checkbox"/>
		4640			54	1	<input type="checkbox"/>
		419			9 55	2	<input type="checkbox"/>
		4390			56	2	<input type="checkbox"/>
		4390			57	1	<input type="checkbox"/>
		2408			58	5	<input type="checkbox"/>
		810			13 30 59 501	38	<input type="checkbox"/>
		4390			60	1	<input type="checkbox"/>
		5880			15A 60A	2	<input type="checkbox"/>

Continued...



list of parts		A	B	C	part ref.	quantity	checklist
		202			18 20 63 65 510 512	6	<input type="checkbox"/>
		78			24 68 515	3	<input type="checkbox"/>
		224			25 27 70 72 517 519	6	<input type="checkbox"/>
		805			28 73 520	3	<input type="checkbox"/>
		5590			3	1	<input type="checkbox"/>
		5880			4	1	<input type="checkbox"/>
		3368			6	2	<input type="checkbox"/>
		400			7	13	<input type="checkbox"/>
		4608			8	2	<input type="checkbox"/>
		3368			10	1	<input type="checkbox"/>
		3118			11	2	<input type="checkbox"/>
		3118			12	1	<input type="checkbox"/>

Continued...



list of parts		A	B	C	part ref.	quantity	checklist
		1136			14	5	<input type="checkbox"/>
		4390			15	1	<input type="checkbox"/>
		1858			32	6	<input type="checkbox"/>
		879			33	6	<input type="checkbox"/>
		5590			34	1	<input type="checkbox"/>
		106			36 36C	2	<input type="checkbox"/>
		2606			36A 36B	2	<input type="checkbox"/>
		1790			37 45	2	<input type="checkbox"/>
		250			38 47	8	<input type="checkbox"/>
		419			39 46	4	<input type="checkbox"/>
		1790			40 48	4	<input type="checkbox"/>
		250			41 50	4	<input type="checkbox"/>
		419			42 49	2	<input type="checkbox"/>

Continued...



list of parts		A	B	C	part ref.	quantity	checklist
		5590			44	1	<input type="checkbox"/>
		5990			5000	3	<input type="checkbox"/>
		5990			5001	1	<input type="checkbox"/>
		5990			5002	4	<input type="checkbox"/>
		200	16	120	GD1	2	<input type="checkbox"/>
		3307			5004 5005	4	<input type="checkbox"/>
		2995			5006	4	<input type="checkbox"/>
		3307			5007	4	<input type="checkbox"/>
		3280			5009	138	<input type="checkbox"/>
		2840			7500	30	<input type="checkbox"/>
		300			7512	24	<input type="checkbox"/>
		1490			7502	2	<input type="checkbox"/>
		1790			7517 7521	2	<input type="checkbox"/>

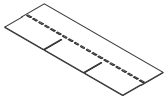
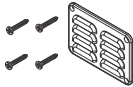



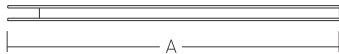




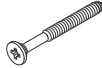



Continued...



list of parts		A	B	C	part ref.	quantity	checklist
		5390			7503	1	<input type="checkbox"/>
		5242			7506	15	<input type="checkbox"/>
		2700			SB1	4	<input type="checkbox"/>
		3900			7509	9	<input type="checkbox"/>
		5242			7523	52	<input type="checkbox"/>
		1860	68	890	DD1668	1	<input type="checkbox"/>
		1860	68	890	DB1668	2	<input type="checkbox"/>
		1190	68	790	WD1668	3	<input type="checkbox"/>





Continued...



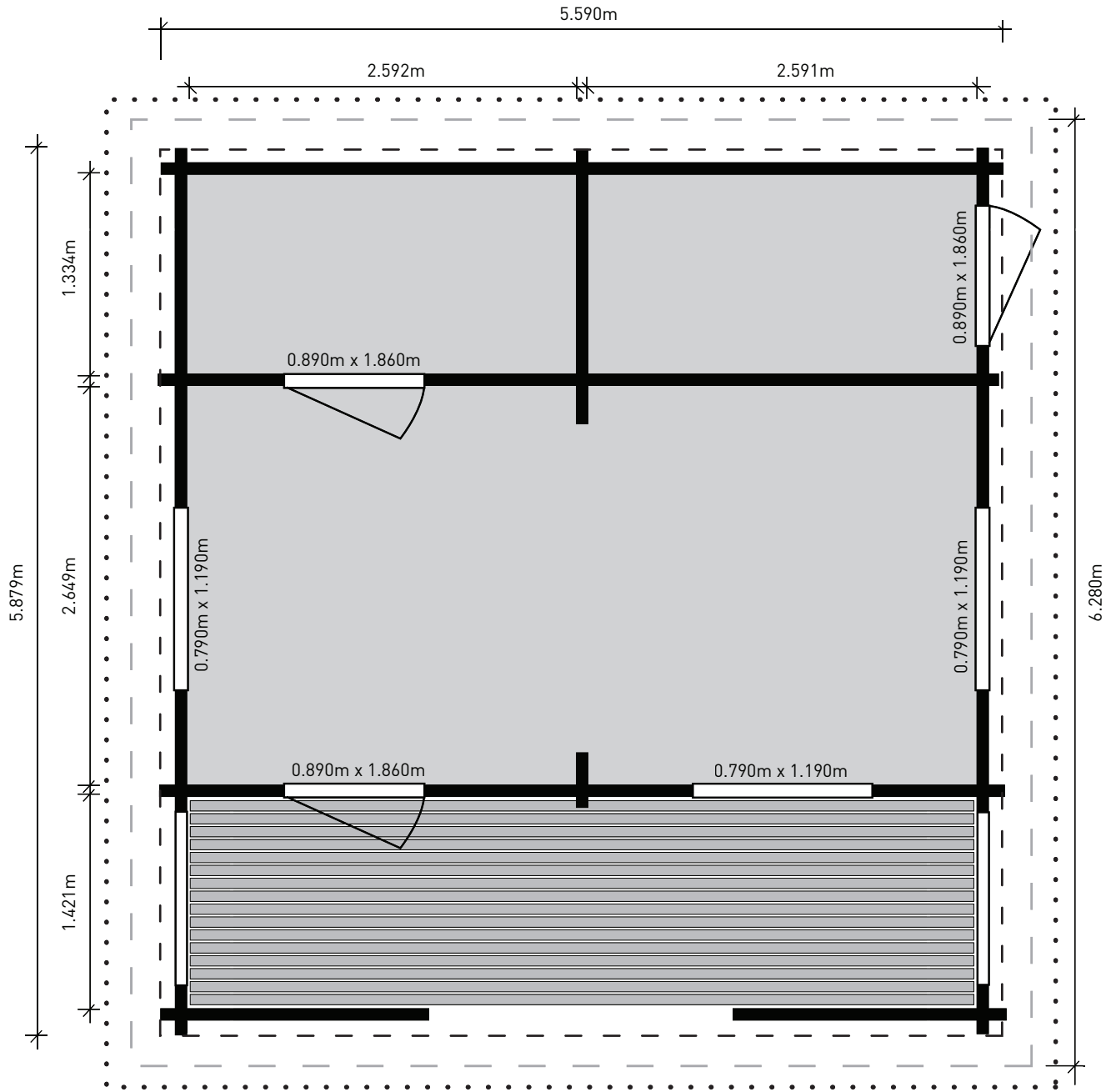
list of parts	A	B	C	part ref.	quantity	checklist
				RS6	15 packs (315 sheets)	<input type="checkbox"/>
				AV1	4	<input type="checkbox"/>
				ADJ	4	<input type="checkbox"/>
				PO1 Left	1	<input type="checkbox"/>
				PO2 Right	1	<input type="checkbox"/>
				PO3 Centre	2	<input type="checkbox"/>
				HN1	1400	<input type="checkbox"/>
				HN2	2656	<input type="checkbox"/>
				HN3	1392	<input type="checkbox"/>
				HS6	20	<input type="checkbox"/>
				HS5	24	<input type="checkbox"/>
				HS1	44	<input type="checkbox"/>
				HB2	8	<input type="checkbox"/>
				HW1	8	<input type="checkbox"/>
				HA1	4	<input type="checkbox"/>

Continued...



list of parts		A	B	C	part ref.	quantity	checklist
					TR1	1	<input type="checkbox"/>
					SN2	3	<input type="checkbox"/>
					WH1	6	<input type="checkbox"/>
					RN2	3	<input type="checkbox"/>

E.O. Building plans

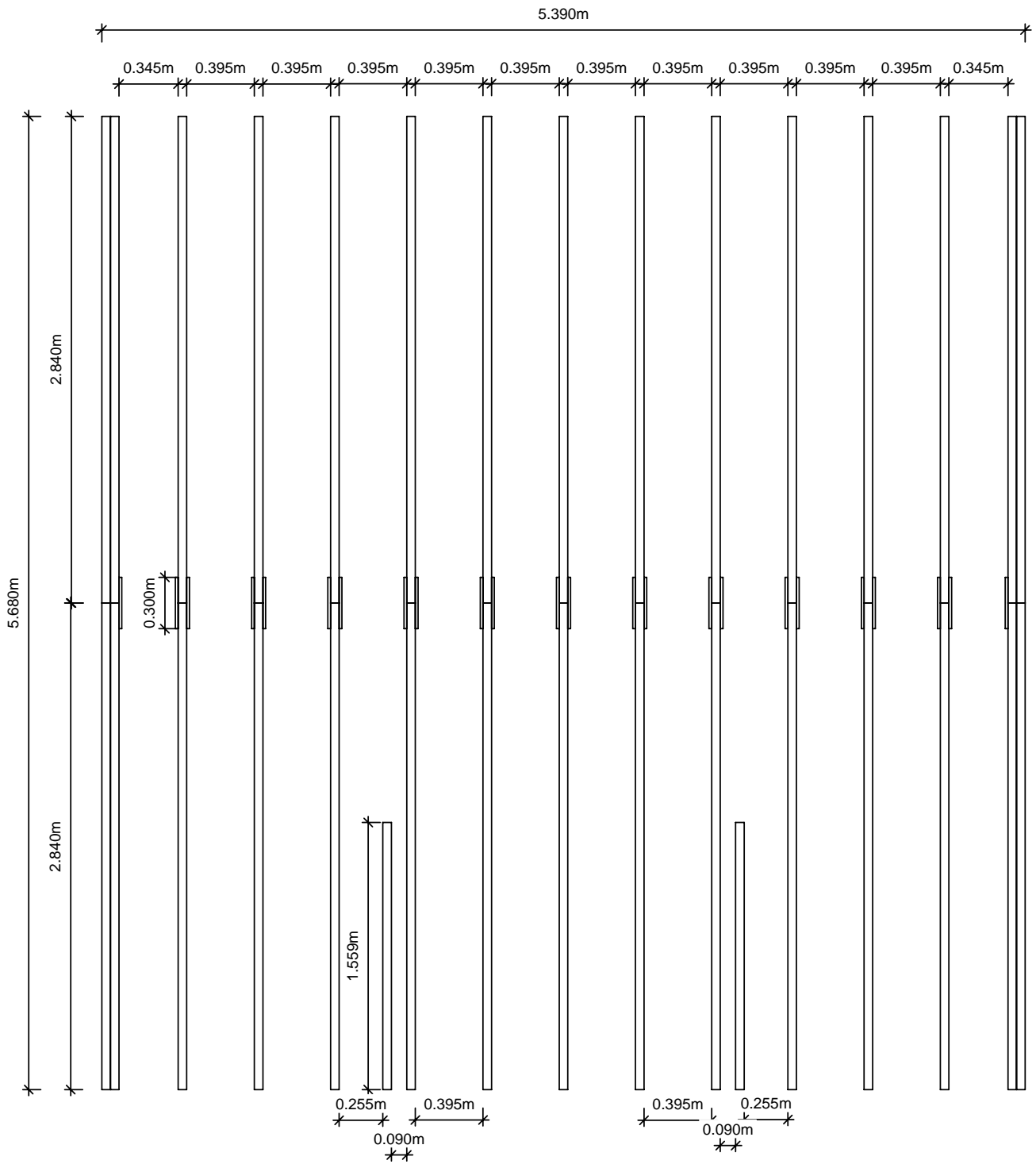


Key

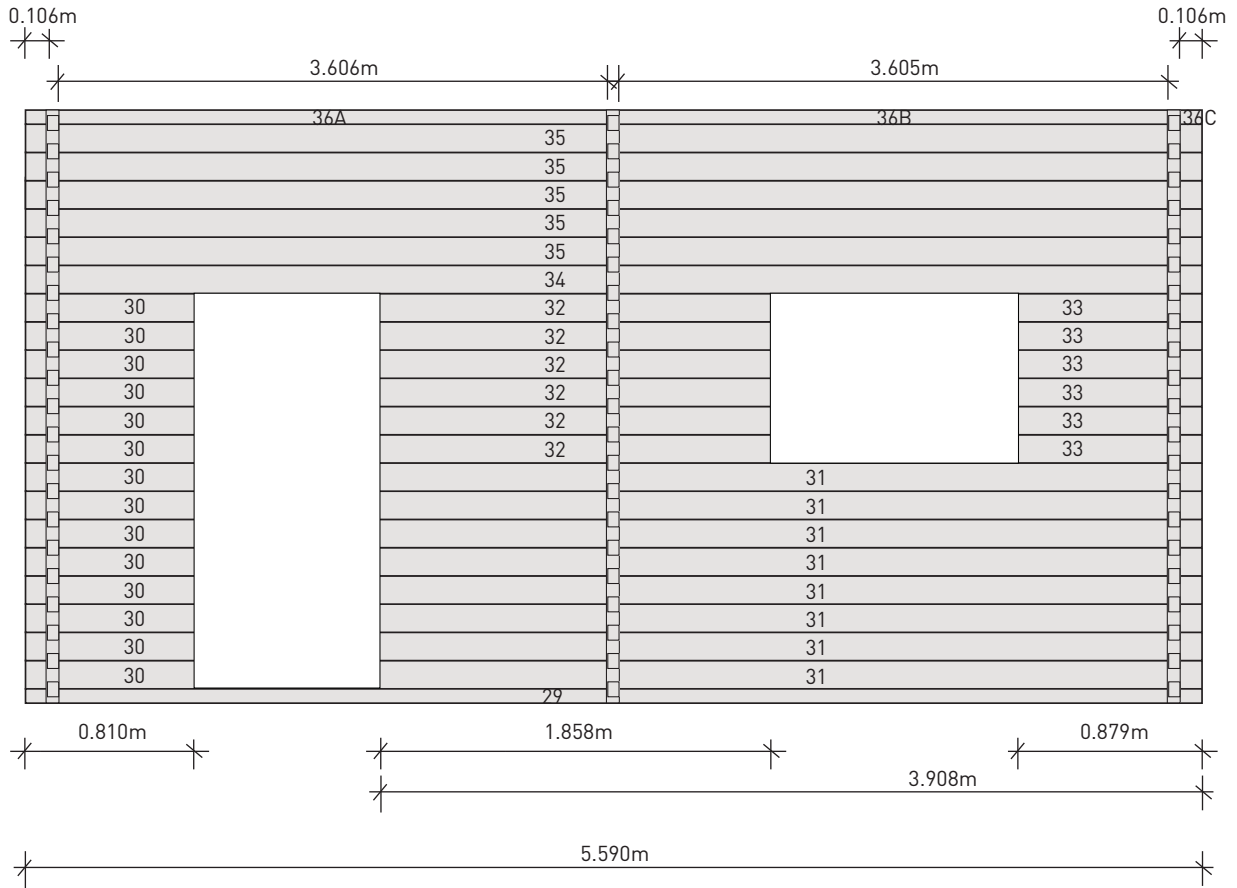
- — — — — Roof overhang
- - - - - Concrete foundation - this should be made to the same dimensions as the stated floor plan.
- Compressed gravel - this should be made 300mm larger than the stated floor plan in each direction.

Base sizes shown are a minimum requirement.

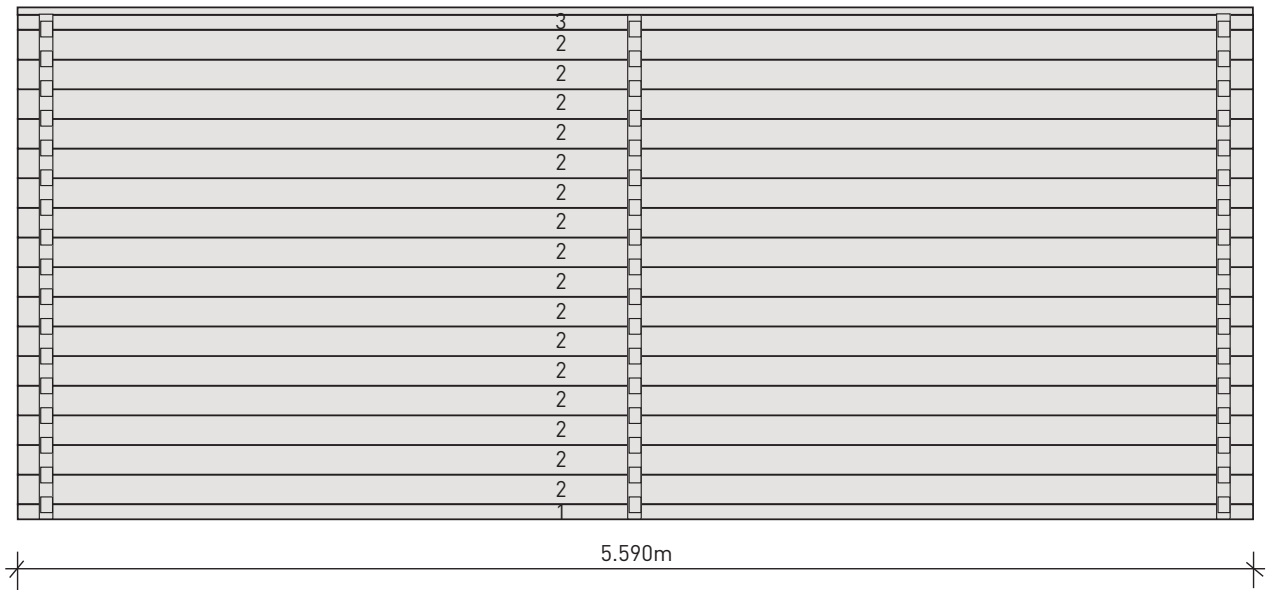
Floor Beam Layout



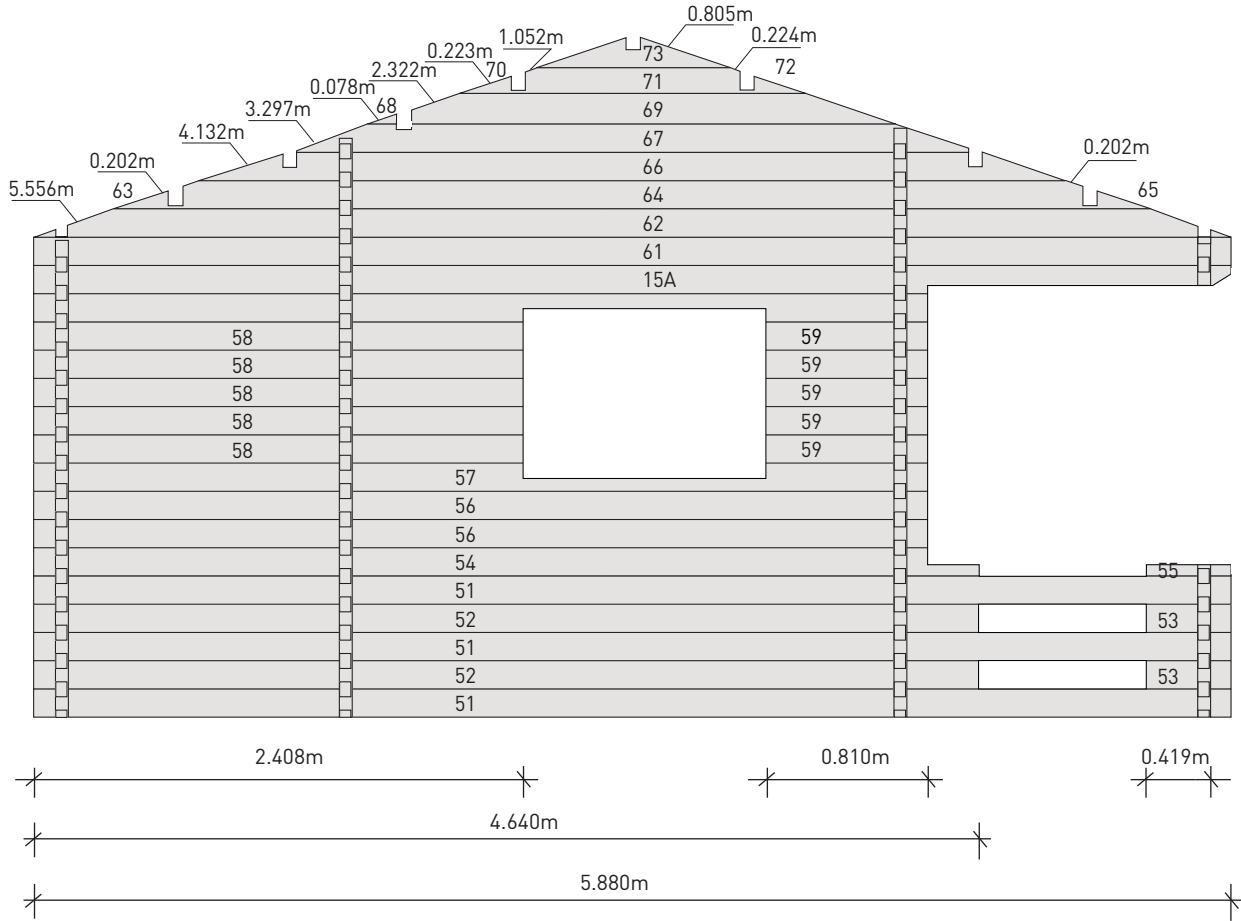
Front



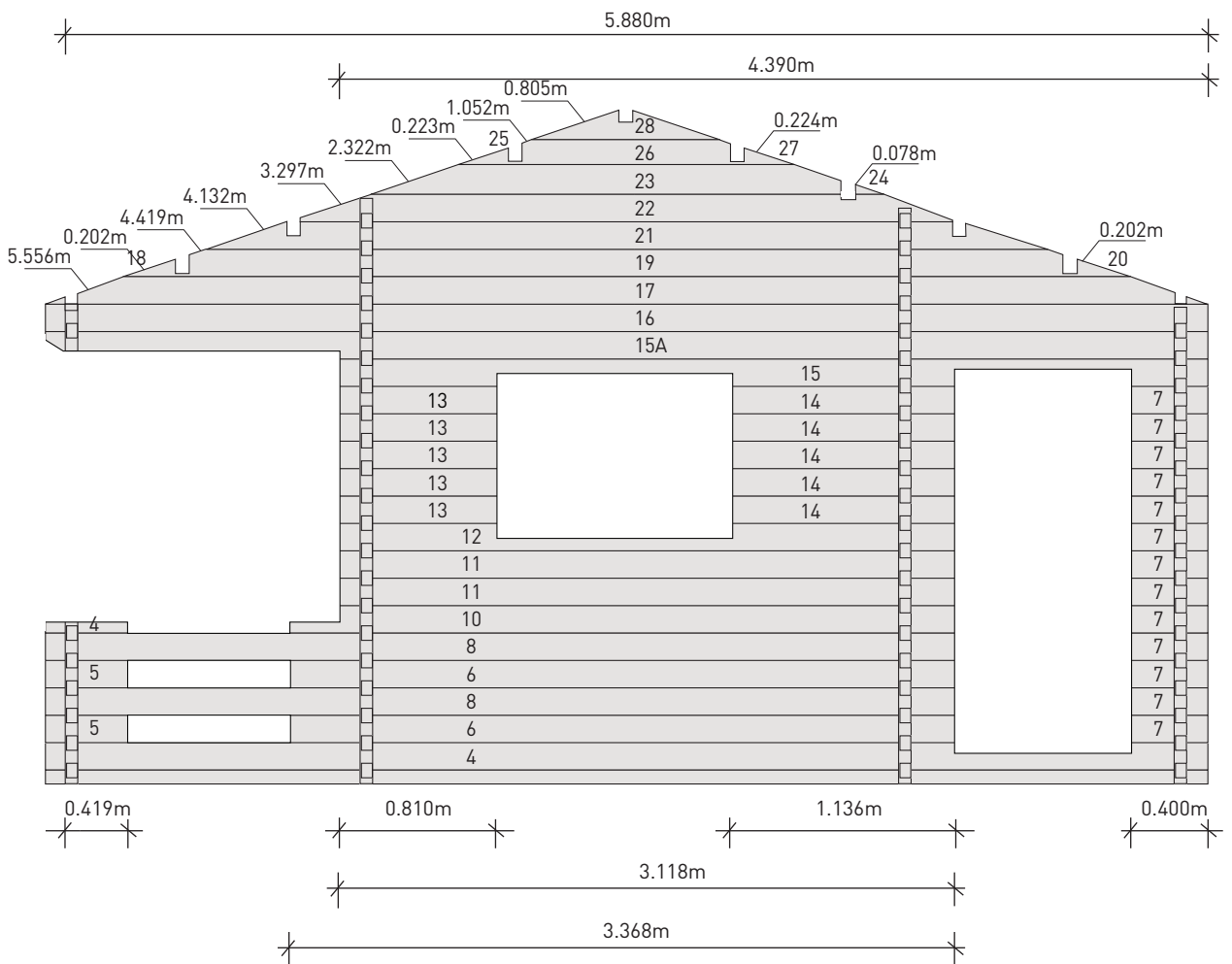
Back



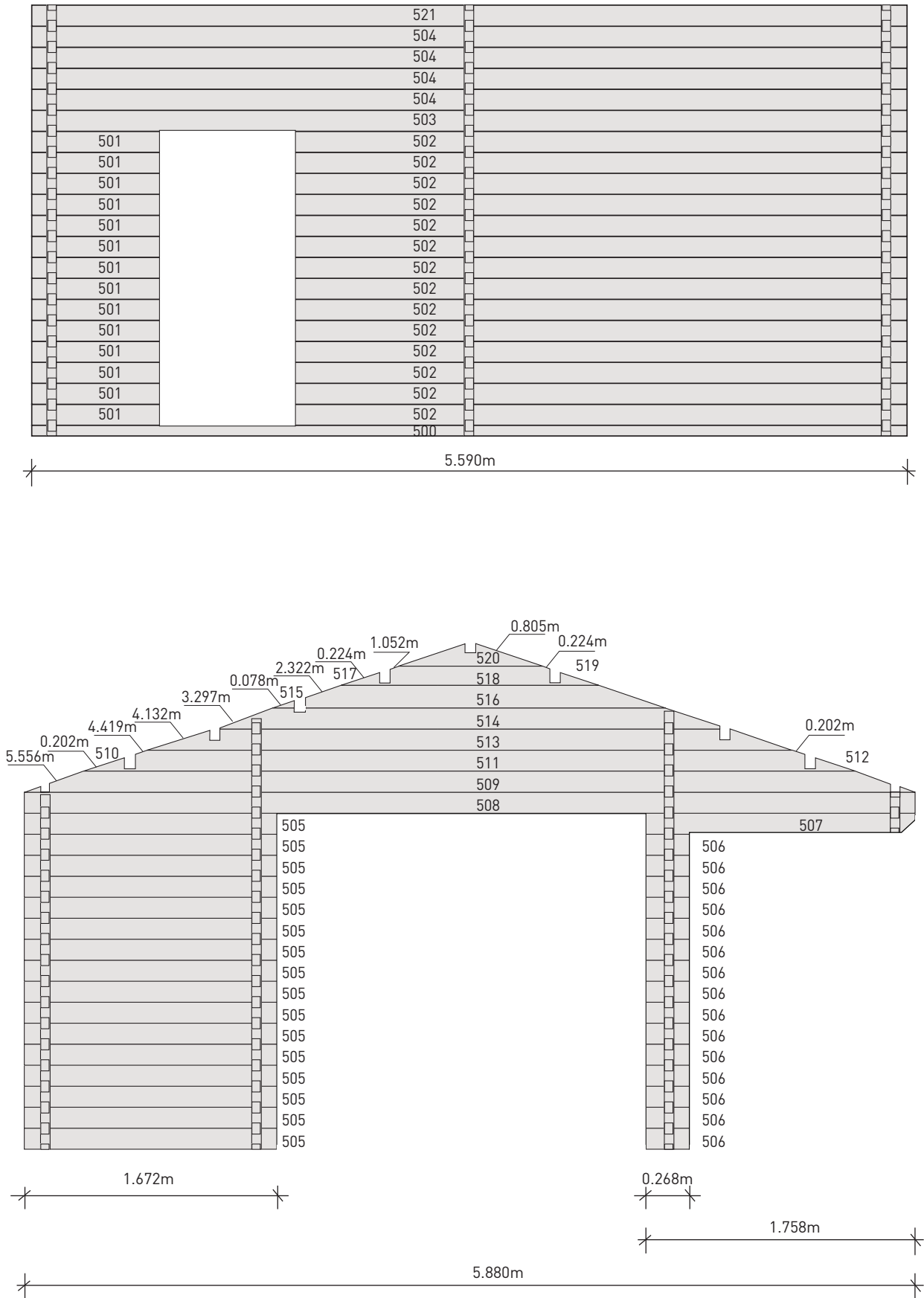
Side



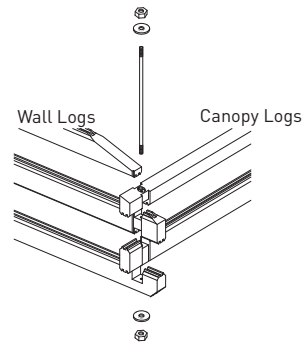
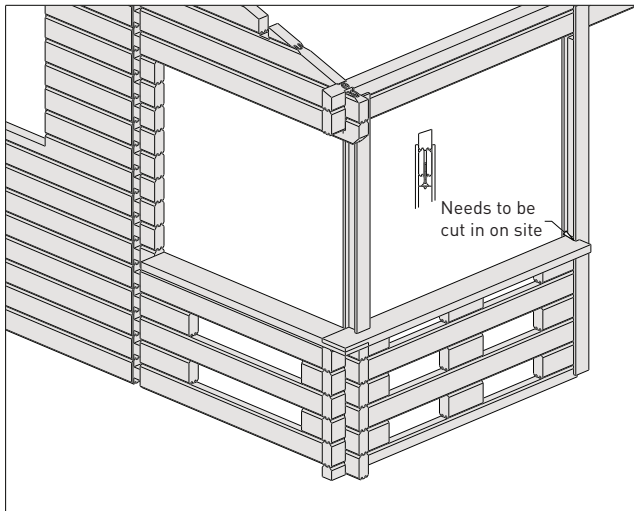
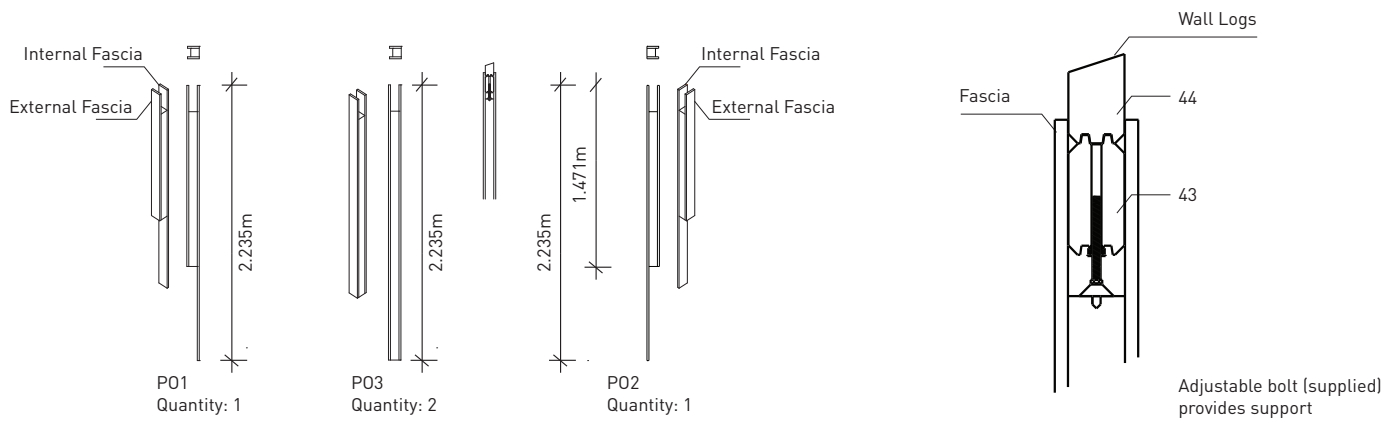
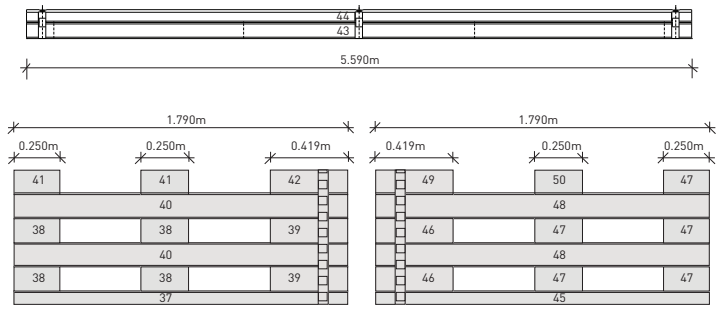
Side



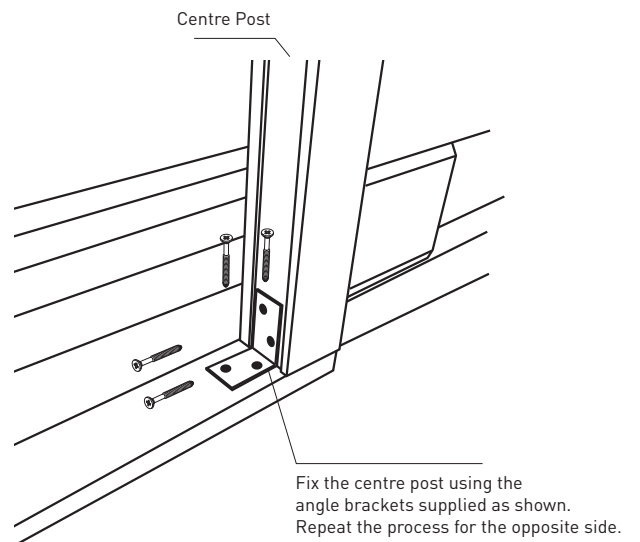
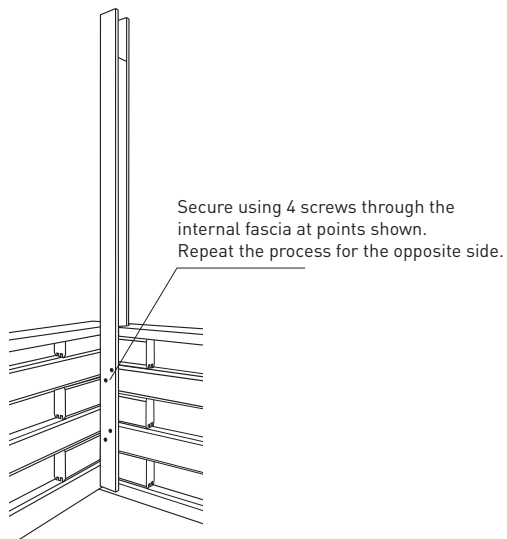
Partition walls



Terrace



Cut a length of tie rod to 280mm.
Slide the tie rod into the hole through the corner joints.
Secure top and bottom using nuts and washers supplied.





For technical help please refer to the telephone number in your confirmation letter.

Finnlife® is a registered trademark of Finnforest UK.

Wood is the only building material that is truly renewable, if well managed. Forest certification schemes give assurance that the timber is legal and from sustainable sources. Finnforest UK sources certified timber over uncertified and is an approved Chain of Custody supplier.

FF3069 March 2009.

The photographs in this brochure are for illustration purposes only. Finnforest reserves the right to change the range without notice.

finnforest